

Uniram AS

17012, 17010

Anti-siphon

For greenhouse, sub-surface, deciduous & tree irrigation

- Turbonet® labyrinth assures wide water passage
- PC system for uniform flow rate from 0.5 - 4.0 bar
- Anti-siphon & self-flushing systems prevent dirt penetration and improve clogging resistance
- Root physical barrier improves resistance to clogging caused by root penetration

DRIPPERS TECHNICAL DATA


Flow rate (l/h)	working pressure range (bar)	water passage dimensions width-depth-length (mm)	filtration area (mm ²)	constant K	exponent*
1.0	0.5 - 4.0	0.83 x 0.74 x 40	130	1.0	0
1.6	0.5 - 4.0	1.26 x 0.70 x 40	130	1.6	0
2.3	0.5 - 4.0	1.26 x 1.00 x 40	130	2.3	0
3.5	0.5 - 4.0	1.59 x 1.15 x 40	150	3.5	0

* At working pressure range

DRIPPERLINE TECHNICAL DATA


Model	inside Ø (mm)	wall thickness (mm)	outside Ø (mm)	max. working pressure (bar)	KD
17012	14.60	1.2	17.00	4.0	1.1
17010	14.40	1.0	16.40	3.5	1.2

Uniram dripper




Uniram facets

Wide filtration area to ensure optimal performance even under harsh water conditions



Injected silicon diaphragm



Large, deep and wide cross-section improves clogging resistance




Root physical barrier – improves resistance to root penetration



PC system ensuring exact flow rate in all field conditions



Injection molded dripper construction, ensuring uniform drippers and very low CV



PRESSURE COMPENSATED DRIPPERLINES



Uniram 17012 AS • I.D. Ø 14.60 mm • Inlet pressure 3.0 bar

Max. lateral length (m)
spacing between drippers (m)

Nom. flow rate (l/h)	0.20	0.30	0.40	0.45	0.50	0.60	0.75	0.90	1.00	1.25	1.50
1.0	142	204	261	289	316	367	439	506	549	650	744
1.6	104	150	192	212	232	269	323	373	405	480	549
2.3	82	118	151	167	183	213	255	294	320	379	435
3.5	62	89	115	127	139	162	194	224	244	289	332



Uniram 17010 AS • I.D. Ø 14.40 mm • Inlet pressure 3.0 bar

Max. lateral length (m)
spacing between drippers (m)

Nom. flow rate (l/h)	0.20	0.30	0.40	0.45	0.50	0.60	0.75	0.90	1.00	1.25	1.50
1.0	136	196	252	278	304	353	424	490	531	630	722
1.6	100	144	185	204	224	260	312	361	392	465	533
2.3	78	113	146	161	177	205	247	285	310	368	422
3.5	59	86	111	122	134	156	188	217	236	280	321

Minimum pressure considered = 0.5 bar, calculated in a plain area

For more information, please contact Netafim Technical Department, or connect to our website at www.netafim.com

Uniram	Wall tickness		Distance between drippers (m)	Coil weight* (kg)		Total in a 40 feet container (m)
	(mm)	Coil length (m)				
17012	1.2	400	0.2 to 1.0	25 to 22	352	140800
17010	1.0	500	0.2 to 1.0	27 to 23	330	165000

* According to drippers spacing