

Uniram AS

20012, 20010

Anti-siphon

For greenhouse, sub-surface, deciduous & tree irrigation

- Turbonet® labyrinth assures wide water passage
- PC system for uniform flow rate from 0.5 - 4.0 bar
- Anti-siphon & self-flushing systems prevent dirt penetration and improve clogging resistance
- Root physical barrier improves resistance to clogging caused by root penetration

DRIPPERS TECHNICAL DATA

Flow rate (l/h)	working pressure range (bar)	water passage dimensions width-depth-length (mm)	filtration area (mm ²)	constant K	exponent*
1.0	0.5 - 4.0	0.83 x 0.74 x 40	130	1.0	0
1.6	0.5 - 4.0	1.26 x 0.70 x 40	130	1.6	0
2.3	0.5 - 4.0	1.26 x 1.00 x 40	130	2.3	0
3.5	0.5 - 4.0	1.59 x 1.15 x 40	150	3.5	0

* At working pressure range

DRIPPERLINE TECHNICAL DATA


Model	inside Ø (mm)	wall thickness (mm)	outside Ø (mm)	max. working pressure (bar)	KD
20012	17.50	1.2	19.90	4.0	0.4
20010	17.45	1.0	19.45	3.5	0.4

Uniram dripper




Uniram facets

Wide filtration area to ensure optimal performance even under harsh water conditions



Injected silicon diaphragm



Large, deep and wide cross-section improves clogging resistance



Root physical barrier – improves resistance to root penetration



PC system ensuring exact flow rate in all field conditions



Injection molded dripper construction, ensuring uniform drippers and very low CV



PRESSURE COMPENSATED DRIPPERLINES

Uniram 20012 CNL • I.D. Ø 17.50 mm • Inlet pressure 3.0 bar

Max. lateral length (m)
spacing between drippers (m)

Nom. flow rate (l/h)	0.20	0.30	0.40	0.45	0.50	0.60	0.75	0.90	1.00	1.25	1.50
1.0	232	324	408	447	485	556	656	749	808	945	1073
1.6	170	239	300	329	358	410	485	554	597	699	794
2.3	134	188	238	261	283	325	383	438	472	554	629
3.5	102	143	181	198	215	247	293	334	361	423	480



Uniram 20010 CNL • I.D. Ø 17.45 mm • Inlet pressure 3.0 bar

Max. lateral length (m)
spacing between drippers (m)

Nom. flow rate (l/h)	0.20	0.30	0.40	0.45	0.50	0.60	0.75	0.90	1.00	1.25	1.50
1.0	232	324	408	447	485	556	656	749	808	945	1073
1.6	170	239	300	329	358	410	485	554	597	699	794
2.3	134	188	238	261	283	325	383	438	472	554	629
3.5	102	143	181	198	215	247	293	334	361	423	480

Minimum pressure considered = 0.5 bar, calculated in a plain area

For more information, please contact Netafim Technical Department, or connect to our website at www.netafim.com

Uniram	Wall thickness		Distance between drippers (m)	Coil weight* (kg)		Total in a 40 feet container (m)
	(mm)	Coil length (m)			Coils in a 40 feet container (units)	
20012	1.2	300	0.2 to 1.0	23 to 20	352	105600
20010	1.0	300	0.2 to 1.0	20 to 17	352	105600

* According to drippers spacing