


# PC DRIPPER

Pressure Compensated

For irrigating greenhouses, nursery, orchards, deciduous plants and trees

- Unaffected by varying inlet pressure and field slopes
- Widest compensating range: 0.5 to 4 bar
- A high flow model: 25 l/h
- Self flushing mechanism, improves resistance to clogging
- Uniform, precise and consistent irrigation

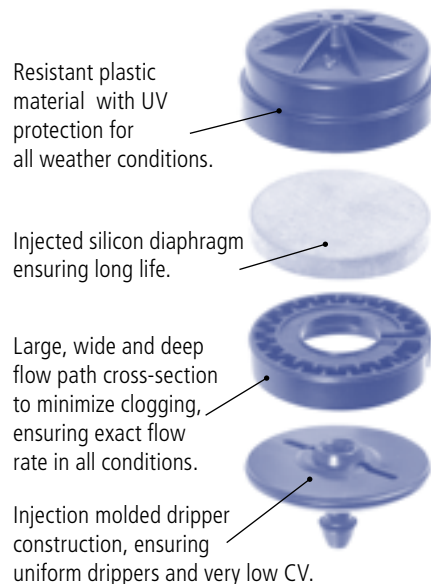


## PC DRIPPER TECHNICAL DATA

Working pressure range (bar)	flow rate* (l/h)	water passage dimensions width-depth-length (mm)	base color	cap color
0.5-4.0	2.0	1.17 x 1.07 x 61	red	black
	4.0	1.32 x 1.40 x 60	black	black
	8.5	1.60 x 1.60 x 17	green	black
	25.0	1.60 x 1.60 x 17*	orange	black

\* 3 parallel passages

### PC dripper parts



ON-LINE DRIPPERS

## PC drippers maximal lateral length (m)

*Tube PE 16/2.5 • I.D. (inside diameter) 13.6 mm • Inlet pressure: 2.0 bar • Kd=0.39 spacing between drippers (m)							
Flow rate (l/h)	0.25	0.50	0.75	1.00	1.50	3.00	5.00
2.0	102	173	233	285	375	597	835
4.0	65	111	149	182	242	384	535
8.5	40	68	92	112	149	237	330
25.0	20	34	46	56	75	120	165





*Tube PE 20/2.5 • I.D. (inside diameter) 17.4 mm • Inlet pressure: 2.0 bar • Kd = 0.13 spacing between drippers (m)							
Flow rate (l/h)	0.25	0.50	0.75	1.00	1.50	3.00	5.00
2.0	171	281	370	449	587	921	1280
4.0	109	180	238	288	377	591	825
8.5	67	111	146	178	233	366	510
25.0	34	56	74	89	117	183	255

*Tube PE 25/2.5 • I.D. (inside diameter) 22.2 mm • Inlet pressure: 2.0 bar • Kd = 0.10 spacing between drippers (m)							
Flow rate (l/h)	0.25	0.50	0.75	1.00	1.50	3.00	5.00
2.0	290	452	584	702	909	1416	1960
4.0	187	290	376	451	585	909	1260
8.5	115	180	233	279	362	561	780
25.0	58	90	117	140	182	282	390

\* Minimum pressure considered: 0.5 bar. All the lengths are calculated in a plain area.

For more information, please contact Netafim Technical Department, or connect to our website at [www.netafim.com](http://www.netafim.com).

PERFORMANCE DATA

	Dripper model	nom. flow (l/h)	calatog number (units)	quantity	dimensions (cm x cm x cm)	weight (kg)
	PC barb dripper	2.0	21000-001000	2500	57 x 28 x 27	18
		4.0	21000-001100	2500	57 x 28 x 27	18
		8.5	21000-001200	2500	57 x 28 x 27	18
	PC barb dripper w/ cap	25.0	21000-001300*	2500	57 x 28 x 27	19
	PC barb dripper	2.0	21020-001000	2500	57 x 28 x 27	18
		4.0	21020-001100	2500	57 x 28 x 27	18
		8.5	21000-001200	2500	57 x 28 x 27	18
	PC barb dripper w/ optional accessory	25.0	21020-001400**	2500	57 x 28 x 27	19

\* Includes a special cap on the outlet nipple.

\*\* This model with the nipple outlet must be used with a manifold on the outlet.

PACKAGING DATA

ON-LINE DRIPPERS

01-0905-DRP-PS-0005-EN

