

AquaTive^{Plus}® AC/DC


Actuator valve (solenoid) converting electric to hydraulic command

Applications

- Agriculture: for all applications
- Landscape: for all applications
- Industry: water supply system

Features & Benefits

- Actuator valve designed for reliable operation in all irrigation systems
- Designed to operate with all types of water, including effluent water (2 mm command orifice)
- Optional NC (Normally Closed) or NO (Normally Open) valve
- Two main parts:
 - water isolated actuator
 - 3-way hydraulic control valve
- Manual override
CLOSE-AUTO-OPEN
- Very low energy consumption for maximal wire distance



AquaTivePlus® AC

Actuator valve (solenoid) converting electric to hydraulic command

Specifications

- Voltage: 24VAC (min. 18V max. 28V)
- Pressure range (NO, NC): 0 -10 bar 0-140 psi
- Ambient temp. max: 600C (1400F)
- Fluid temp. max: 600C (1400F)
- Filtration: 80 mesh
- Inrush: 90 mA
- Holding: 75 mA
- Plastic parts: Reinforced nylon
- Command diaphragm: EPDM
- Hydraulic ports: 1/8" BSP
- Valve anchoring: Two screws (self tapping) 10 x 1.5"
- Leads: 2 X AWG22 (120 cm)
- Bracket material: Stainless steel 316
- It is recommended to isolate wires connections from water to prevent corrosion).
- 2-5 seconds delay from command to activation !

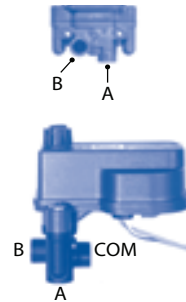
Maximum distance from AquaTivePlus to controller

Cable gauge (awg)	diameter (mm)	cross section (mm ²)	max. distance (m)
24	0.5	0.2	600
20	0.8	0.5	1250
18	1.0	0.8	2000
17	1.1	1.0	2500
16	1.3	1.3	3500
15	1.4	1.5	5000

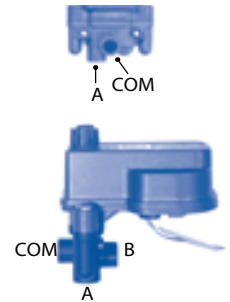
No. of actuator (s)

1 w/o brackets	35500-001200
1 w/o brackets configuration2	35500-001220
1 w/ brackets	35500-001300
2 w/ brackets	35500-001400
3 w/ brackets	35500-001500
4 w/ brackets	35500-001600
5 w/ brackets	35500-001700
6 w/ brackets	35500-001800
10 w/ brackets	35500-001870

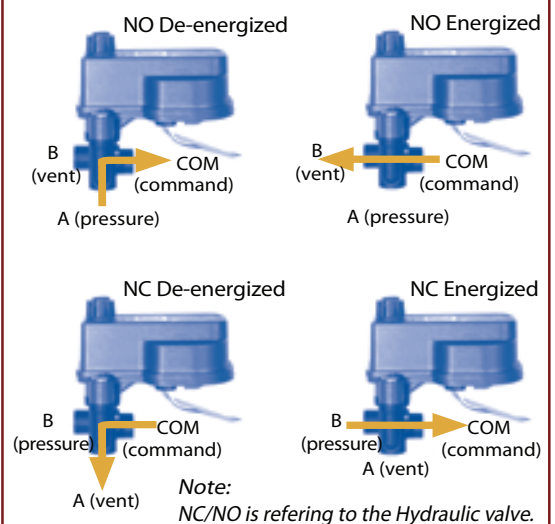
Configuration 1* (standard)



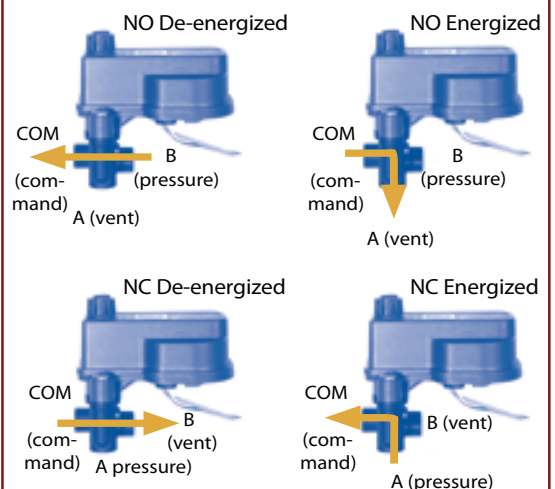
Configuration 2 (not standard)



Configuration 1*



Configuration 2



AquaTivePlus® DC

Actuator valve (solenoid) converting electric to hydraulic command

Specifications

- 2 wire activated
- Pressure range (NC, NO): 0-10 bar (0-140 psi)
- Ambient temp. max: 600C (1400F)
- Filtration: 80 mesh min
- Fluid temp. max: 600C (1400F)
- Voltage range: 12-40 VDC
- Pulse width: min. 80, max.500 ms
- Plastic parts: Reinforced nylon
- Command diaphragm: EPDM
- Hydraulic outlet: 1/8" bsp
- Leads: 2 X AWG22 (120 cm)
- Bracket material: Stainless steel 316

Maximum distance from AquaTivePlus to controller 13.5VDC 80 ms 4700 µf

Cable gauge (awg)	diameter (mm)	cross section (mm ²)	max. distance (m)
20	0.8	0.5	150
17	1.1	1.0	240
15	1.4	1.5	380

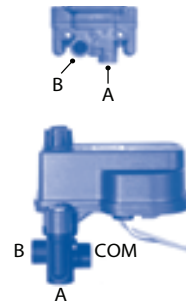
Recommended working condition capacitor mode

12-18 4700 80
18-28 3300 80
28-40 2200 80
Electrical connection
Two wires: orange + / black & white - common
(changing wire connections will change NC to NO)
It is recommended to isolate wires connection s from water to prevent corrosion).
AquaTivePlus

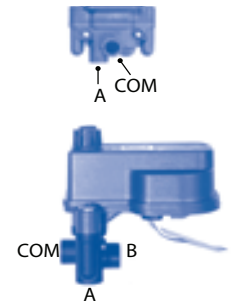
No. of actuator (s)

1 w/o brackets	35500-001900
1 w/o brackets configuration2	35500-001920
1 w/ brackets	35500-002000
2 w/ brackets	35500-002100
3 w/ brackets	35500-002200
4 w/ brackets	35500-002300
5 w/ brackets	35500-002400
6 w/ brackets	35500-002500
8 w/ brackets	35500-002530
10 w/ brackets	35500-002550

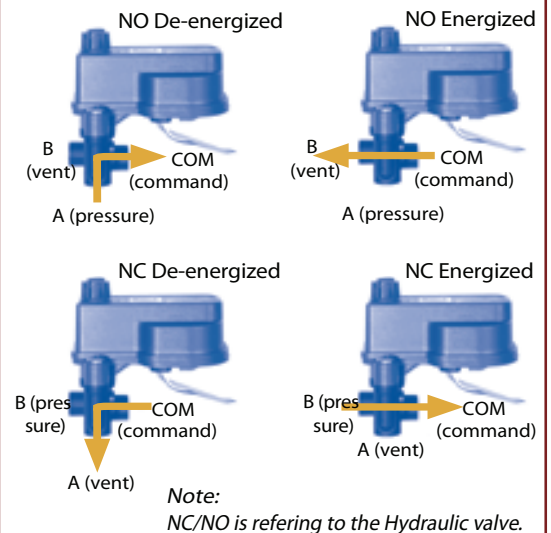
Configuration 1* (standard)



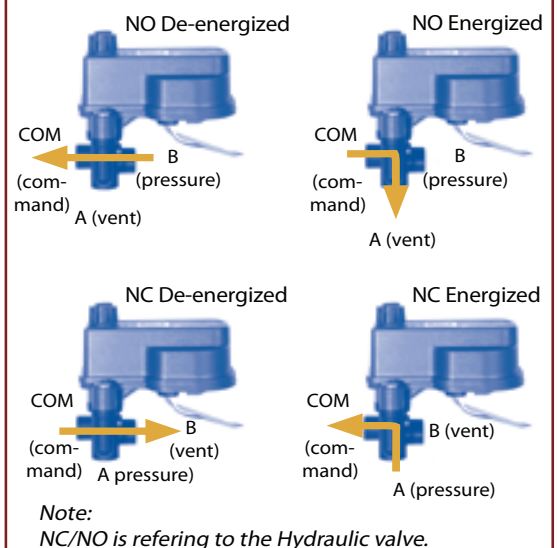
Configuration 2 (not standard)



Configuration 1*




Configuration 2



AquaTivePlus® AC/DC

Actuator valve (solenoid) converting electric to hydraulic command



AquaTivePlus is available with mounting brackets for 1-6 valves

Packaging Data

Model	Bag quantity units	Box dimensions cm x cm x cm	Box weight kg (average)	Master box quantity	Master box dimensions (cm)	Weight (kg)
AquaTivePlus (1 actuator)	1	10x10x25 bag	0.151	100		14.6
AquaTivePlus (2 actuators)	1	10x10x25 bag	0.662	15	480x290x330	7.5
AquaTivePlus (4 actuators)	1	10x10x25 bag	1.128	10	480x290x330	9.0
AquaTivePlus (6 actuators)	1	10x10x25 bag	1.588	7	260x280x570	9.1

Website: www.netafim.com
 E-mail: Products_Solutions@netafim.com

