

Rotary Nozzles

0.60 in/hr precipitation rate from 13 to 24 feet

Designed to fit on Rain Bird® spray heads, Rotary Nozzles provide unsurpassed design flexibility and highly efficient water distribution from 13' to 24'.

Features


- Low precipitation rate – 0.60 in/hr (15,2 mm/hr) – reduces run-off and erosion.
- Multiple, rotating streams uniformly distribute water throughout the radius range.
- Matched precipitation rate across radii and pattern simplify the design process.
- Matched precipitation rate with Rain Bird 5000/5000 Plus MPR Rotor Nozzles allow MPR irrigation designs from 13' to 35'.
- With approximately 60% less flow than conventional spray nozzles, Rotary Nozzles allow more heads per zone, reducing overall system complexity and cost.
- Maintains highly efficient performance throughout the 20-55 psi pressure range, with no misting or fogging at high pressures.
- Stainless steel radius reduction screw allows reduction down to 13' on the R13-18 and to 17' on the R17-24 to accommodate varying landscape needs.
- Designed for use on Rain Bird spray heads.
- Three-year trade warranty.

Operating Range

- Pressure range: 20-55 psi (1,4 to 3,8 bars)
- Spacing: 13' to 24' (4,0 m to 7,3 m)

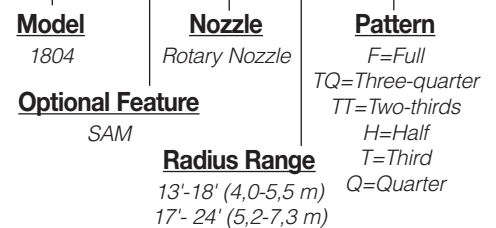
Models

- R13-18Q: 13' to 18' (4,0 m to 5,5 m) quarter-circle pattern nozzle
- R13-18T: 13' to 18' (4,0 m to 5,5 m) third-circle pattern nozzle
- R13-18H: 13' to 18' (4,0 m to 5,5 m) half-circle pattern nozzle
- R13-18TT: 13' to 18' (4,0 m to 5,5 m) two-thirds-circle pattern nozzle
- R13-18TQ: 13' to 18' (4,0 m to 5,5 m) three-quarter-circle pattern nozzle
- R13-18F: 13' to 18' (4,0 m to 5,5 m) full-circle pattern nozzle
- R17-24Q: 17' to 24' (5,2 m to 7,3 m) quarter-circle pattern nozzle
- R17-24T: 17' to 24' (5,2 m to 7,3 m) third-circle pattern nozzle
- R17-24H: 17' to 24' (5,2 m to 7,3 m) half-circle pattern nozzle
- R17-24TT: 17' to 24' (5,2 m to 7,3 m) two-thirds-circle pattern nozzle
- R17-24TQ: 17' to 24' (5,2 m to 7,3 m) three-quarter-circle pattern nozzle
- R17-24F: 17' to 24' (5,2 m to 7,3 m) full-circle pattern nozzle









How to Specify

1804-SAM-R13-18Q









Note: Specify sprinkler bodies and nozzles separately. Installation on Rain Bird 1800®-SAM Spray Heads recommended in sandy environments.

R13-18 Series (Black)

Arc	Pressure psi	Radius ft.	Flow GPM	Precip In/h	Precip In/h
	R13-18F 20	13	1.31	0.75	0.86
	25	14	1.46	0.67	0.77
	30	16	1.60	0.61	0.70
	35	16	1.73	0.61	0.70
	40	17	1.85	0.61	0.70
	45	18	1.96	0.61	0.70
	R13-18TQ 20	13	0.98	0.75	0.86
	25	14	1.10	0.67	0.77
	30	16	1.20	0.61	0.70
	35	16	1.30	0.61	0.70
	40	17	1.39	0.61	0.70
	45	18	1.47	0.61	0.70
	R13-18TT 20	13	0.87	0.75	0.86
	25	14	0.97	0.67	0.77
	30	16	1.07	0.61	0.70
	35	16	1.15	0.61	0.70
	40	17	1.23	0.61	0.70
	45	18	1.31	0.61	0.70
	R13-18H 20	13	0.65	0.75	0.86
	25	14	0.73	0.67	0.77
	30	16	0.80	0.61	0.70
	35	16	0.86	0.61	0.70
	40	17	0.92	0.61	0.70
	45	18	0.98	0.61	0.70
	R13-18T 20	13	0.44	0.75	0.86
	25	14	0.49	0.67	0.77
	30	16	0.53	0.61	0.70
	35	16	0.58	0.61	0.70
	40	17	0.62	0.61	0.70
	45	18	0.65	0.61	0.70
	R13-18Q 20	13	0.33	0.75	0.86
	25	14	0.37	0.67	0.77
	30	16	0.40	0.61	0.70
	35	16	0.43	0.61	0.70
	40	17	0.46	0.61	0.70
	45	18	0.49	0.61	0.70
	50	18	0.52	0.61	0.70
	55	18	0.54	0.61	0.70

R17-24 Series (Yellow)

Arc	Pressure psi	Radius ft.	Flow GPM	Precip In/h	Precip In/h
	R17-24F 20	17	2.45	0.79	0.92
	25	19	2.74	0.71	0.82
	30	21	3.00	0.65	0.75
	35	22	3.24	0.65	0.75
	40	23	3.46	0.65	0.75
	45	23	3.67	0.65	0.75
	R17-24TQ* 20	17	1.84	0.79	0.92
	25	19	2.05	0.71	0.82
	30	21	2.25	0.65	0.75
	35	22	2.43	0.65	0.75
	40	23	2.60	0.65	0.75
	45	23	2.76	0.65	0.75
	R17-24TT* 20	17	1.63	0.79	0.92
	25	19	1.83	0.71	0.82
	30	21	2.00	0.65	0.75
	35	22	2.16	0.65	0.75
	40	23	2.31	0.65	0.75
	45	23	2.45	0.65	0.75
	R17-24H 20	17	1.22	0.79	0.92
	25	19	1.37	0.71	0.82
	30	21	1.50	0.65	0.75
	35	22	1.62	0.65	0.75
	40	23	1.73	0.65	0.75
	45	23	1.84	0.65	0.75
	R17-24T* 20	17	0.82	0.79	0.92
	25	19	0.91	0.71	0.82
	30	21	1.00	0.65	0.75
	35	22	1.08	0.65	0.75
	40	23	1.15	0.65	0.75
	45	23	1.22	0.65	0.75
	R17-24Q 20	17	0.61	0.79	0.92
	25	19	0.68	0.71	0.82
	30	21	0.75	0.65	0.75
	35	22	0.81	0.65	0.75
	40	23	0.87	0.65	0.75
	45	23	0.92	0.65	0.75
	50	24	0.97	0.65	0.75
	55	24	1.02	0.65	0.75

Note: Rotary Nozzles tested on 4" pop-ups. Performance data taken in zero wind conditions.







- Square spacing based on 50% diameter of throw.
- ▲ Triangular spacing based on 50% diameter of throw.

*Available soon







Layout using square or triangular head-to-head (50%) spacing. Single row applications are not recommended. Do not reduce radius below 13' on the R13-18 model and below 17' on the R17-24 model. Metric data on facing page.

Installation on Rain Bird 1800®-SAM Spray Heads recommended in sandy environments.

R13-18 Series (Black)

METRIC							
Arc	Pressure bar	Radius m	Flow m ³ /h	Flow l/s	Precip mm/h	Precip mm/h	
	R13-18F	1,4	4,0	0,29	0,08	19	22
		1,7	4,3	0,33	0,09	18	21
		2,1	4,8	0,36	0,10	15	18
		2,4	5,0	0,39	0,11	15	18
		2,8	5,2	0,42	0,12	15	18
		3,1	5,4	0,44	0,12	15	18
		3,4	5,5	0,47	0,13	15	18
		3,8	5,6	0,49	0,14	15	18
	R13-18TQ	1,4	4,0	0,22	0,06	19	22
		1,7	4,3	0,25	0,07	18	21
		2,1	4,8	0,27	0,08	15	18
		2,4	5,0	0,29	0,08	15	18
		2,8	5,2	0,31	0,09	15	18
		3,1	5,4	0,33	0,09	15	18
		3,4	5,5	0,35	0,10	15	18
		3,8	5,6	0,37	0,10	15	18
	R13-18TT	1,4	4,0	0,20	0,05	19	22
		1,7	4,3	0,22	0,06	18	21
		2,1	4,8	0,24	0,07	15	18
		2,4	5,0	0,26	0,07	15	18
		2,8	5,2	0,28	0,08	15	18
		3,1	5,4	0,29	0,08	15	18
		3,4	5,5	0,31	0,09	15	18
		3,8	5,6	0,33	0,09	15	18
	R13-18H	1,4	4,0	0,15	0,04	19	22
		1,7	4,3	0,16	0,05	18	21
		2,1	4,8	0,18	0,05	15	18
		2,4	5,0	0,19	0,05	15	18
		2,8	5,2	0,21	0,06	15	18
		3,1	5,4	0,22	0,06	15	18
		3,4	5,5	0,23	0,06	15	18
		3,8	5,6	0,24	0,07	15	18
	R13-18T	1,4	4,0	0,10	0,03	19	22
		1,7	4,3	0,11	0,03	18	21
		2,1	4,8	0,12	0,03	15	18
		2,4	5,0	0,13	0,04	15	18
		2,8	5,2	0,14	0,04	15	18
		3,1	5,4	0,15	0,04	15	18
		3,4	5,5	0,16	0,04	15	18
		3,8	5,6	0,16	0,05	15	18
	R13-18Q	1,4	4,0	0,07	0,02	19	22
		1,7	4,3	0,08	0,02	18	21
		2,1	4,8	0,09	0,03	15	18
		2,4	5,0	0,10	0,03	15	18
		2,8	5,2	0,10	0,03	15	18
		3,1	5,4	0,11	0,03	15	18
		3,4	5,5	0,12	0,03	15	18
		3,8	5,6	0,12	0,03	15	18

R17-24 Series (Yellow)

METRIC							
Arc	Pressure bar	Radius m	Flow m ³ /h	Flow l/s	Precip mm/h	Precip mm/h	
	R17-24F	1,4	5,2	0,55	0,15	20	23
		1,7	5,8	0,62	0,17	18	21
		2,1	6,4	0,68	0,19	16	19
		2,4	6,7	0,73	0,20	16	19
		2,8	6,9	0,78	0,22	16	19
		3,1	7,1	0,83	0,23	16	19
		3,4	7,3	0,87	0,24	16	19
		3,8	7,4	0,91	0,25	16	19
	R17-24TQ*	1,4	5,2	0,41	0,11	20	23
		1,7	5,8	0,46	0,13	18	21
		2,1	6,4	0,51	0,14	16	19
		2,4	6,7	0,55	0,15	16	19
		2,8	6,9	0,59	0,16	16	19
		3,1	7,1	0,62	0,17	16	19
		3,4	7,3	0,65	0,18	16	19
		3,8	7,4	0,69	0,19	16	19
	R17-24TT*	1,4	5,2	0,37	0,10	20	23
		1,7	5,8	0,41	0,11	18	21
		2,1	6,4	0,45	0,13	16	19
		2,4	6,7	0,49	0,14	16	19
		2,8	6,9	0,52	0,14	16	19
		3,1	7,1	0,55	0,15	16	19
		3,4	7,3	0,58	0,16	16	19
		3,8	7,4	0,61	0,17	16	19
	R17-24H	1,4	5,2	0,28	0,08	20	23
		1,7	5,8	0,31	0,09	18	21
		2,1	6,4	0,34	0,09	16	19
		2,4	6,7	0,36	0,10	16	19
		2,8	6,9	0,39	0,11	16	19
		3,1	7,1	0,41	0,11	16	19
		3,4	7,3	0,44	0,12	16	19
		3,8	7,4	0,46	0,13	16	19
	R17-24T*	1,4	5,2	0,18	0,05	20	23
		1,7	5,8	0,21	0,06	18	21
		2,1	6,4	0,23	0,06	16	19
		2,4	6,7	0,24	0,07	16	19
		2,8	6,9	0,26	0,07	16	19
		3,1	7,1	0,28	0,08	16	19
		3,4	7,3	0,29	0,08	16	19
		3,8	7,4	0,30	0,08	16	19
	R17-24Q	1,4	5,2	0,14	0,04	20	23
		1,7	5,8	0,15	0,04	18	21
		2,1	6,4	0,17	0,05	16	19
		2,4	6,7	0,18	0,05	16	19
		2,8	6,9	0,20	0,05	16	19
		3,1	7,1	0,21	0,06	16	19
		3,4	7,3	0,22	0,06	16	19
		3,8	7,4	0,23	0,06	16	19

Note: Rotary Nozzles tested on 4" pop-ups. Performance data taken in zero wind conditions.

■ Square spacing based on 50% diameter of throw.

▲ Triangular spacing based on 50% diameter of throw.

*Available soon

Layout using square or triangular head-to-head (50%) spacing. Single row applications are not recommended. Do not reduce radius below 4,0 m on the R13-18 model and below 5,2 m on the R17-24 model.

Installation on Rain Bird 1800®-SAM Spray Heads recommended in sandy environments.



Specifications

The Rotary Nozzle shall have a fixed arc of ____degrees (____circle) and shall be capable of covering a ____feet radius (FT.RAD.)/(meter) at ____pounds per square inch (psi)/(bars) with a discharge rate of ____gallons per minute, (GPM)/(m3/h,l/s). The angle of the trajectory shall vary from 1 to 30 degrees.

The Rotary Nozzle shall have multiple arced streams and have a matched precipitation rate of 0.60 in/hr.

The Rotary Nozzle shall be constructed of UV-resistant plastic. The radius adjustment screw shall be of stainless steel.

The Rotary Nozzles shall include a removable .02 x .02 mesh screen to protect the nozzle against clogging.

The Rotary Nozzle shall have a precipitation rate matched with Rain Bird 5000/5000 Plus MPR Rotor Nozzles.

The Rotary Nozzle shall be manufactured by Rain Bird Corp., Azusa, California.

The
Intelligent
Use of Water™

At Rain Bird, we believe it is our responsibility to develop products and technologies that use water efficiently. Our commitment also extends to education, training and services for our industry and our communities.

The need to conserve water has never been greater. We want to do even more, and with your help, we can. Visit www.rainbird.com for more information about The Intelligent Use of Water.™

Rain Bird Corporation

*Contractor, Landscape Drip
and Accessories Division*
970 W. Sierra Madre, Azusa, CA 91702
Phone: (626) 812-3400 Fax: (626) 812-3411

Rain Bird Corporation

Commercial Division
6991 E. Southpoint Rd., Tucson, AZ 85706
Phone: (520) 741-6100 Fax: (520) 741-6146

Rain Bird International, Inc.

145 North Grand Avenue, Glendora, CA 91741
Phone: (626) 963-9311 Fax: (626) 963-4287

Rain Bird Technical Service

(800) 247-3782 (U.S. and Canada only)

www.rainbird.com